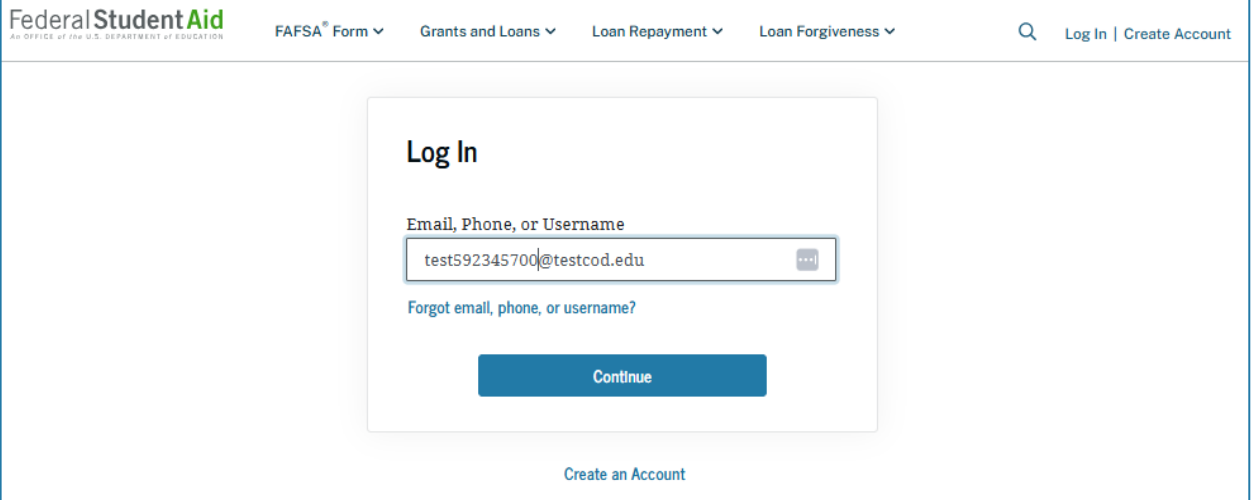


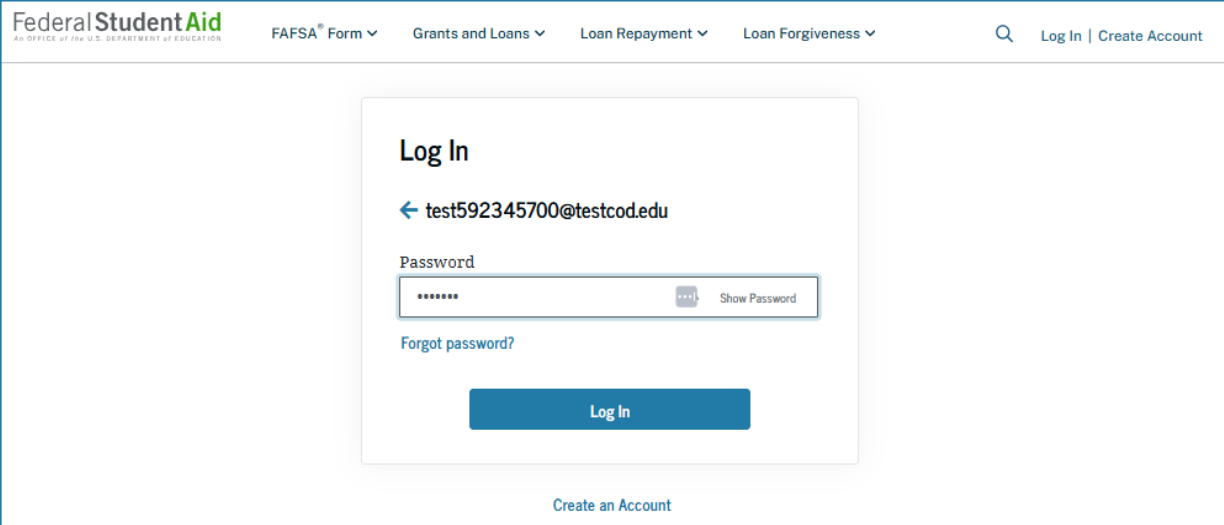
Student Manages FAFSA® Contributors

Manage FAFSA® Contributors: Log-in

To access an existing FAFSA® form, the student is required to have a StudentAid.gov account username and password.



The screenshot shows the Federal Student Aid website's login interface. At the top, there is a navigation bar with the Federal Student Aid logo and links for FAFSA Form, Grants and Loans, Loan Repayment, and Loan Forgiveness. A search icon and links for Log In and Create Account are also present. The main content area features a 'Log In' section with a text input field labeled 'Email, Phone, or Username' containing the text 'test592345700@testcod.edu'. Below the input field is a link for 'Forgot email, phone, or username?'. A blue 'Continue' button is positioned below the input field. At the bottom of the login section, there is a link for 'Create an Account'.



The screenshot shows the Federal Student Aid website's login interface, continuing from the previous step. The 'Log In' section now shows the email address 'test592345700@testcod.edu' with a back arrow icon to its left. Below this is a 'Password' input field with masked characters (dots) and a 'Show Password' link. A link for 'Forgot password?' is located below the password field. A blue 'Log In' button is positioned below the password field. At the bottom of the login section, there is a link for 'Create an Account'.

Manage FAFSA[®] Contributors: Dashboard

On the account Dashboard, the student can see their most recent 2026–27 FAFSA[®] activity under the "My Activity" section. In this scenario, the student has a processed 2026–27 FAFSA form. To see further information about this application, the student selects the application and is taken to the "Details" page.

The screenshot displays the Federal Student Aid Dashboard. At the top, there is a yellow warning banner with a triangle icon and text: "A federal court issued an injunction preventing the implementation of the Saving on a Valuable Education (SAVE) Plan and parts of other income-driven repayment (IDR) plans. As a result, your IDR payment count and payment history are temporarily unavailable. Stay up-to-date on court actions affecting IDR plans: StudentAid.gov/courtactions." Below the banner, the dashboard is divided into several sections. On the left, the "My Aid" section shows a large empty box with a circle containing a diagonal slash and the text "You currently don't have any federal loans or grants." Below this is the "My Activity" section, which includes a link for "View All Activity >" and a list of activity items. The first item is "2026–27 FAFSA[®] Form" with a green checkmark icon and the text "Processed" and "Processed on: 06/12/2025". At the bottom left, there is a "Checklists" section. On the right side of the dashboard, there is a "Quick Links" section with a green underline, containing links for "FAFSA[®] Form", "Tips for Filling Out the FAFSA Form", "Master Promissory Note (MPN)", "Entrance Counseling", "Information About FAFSA Submission Summary", and "PLUS Loan for Parents and Graduate Students". Below the Quick Links is a "My Info" section with links for "My Aid", "My Activity", "My Documents", and "Settings".

Manage FAFSA[®] Contributors: Details


On the "Details" page, the student sees information about their processed FAFSA[®] form, such as when it was started and processed, their FAFSA Submission Summary, and additional resources. If a required contributor was invited to the student's form, the student can select "Edit Contributor Information" within the "Actions" menu. This option allows the student to resend the invitation if they provided the wrong information for a contributor.

The screenshot displays the "2026–27 Free Application for Federal Student Aid (FAFSA[®]) Form: Details" page. At the top, it indicates the form is "Processed". The "FAFSA[®] Information" section shows the student as Kimberly Rivera, with a Data Release Number (DRN) of 4899 and a Submission Number of 03. An "Actions" menu is open, listing options: "Add or Remove Schools", "Edit Contributor Information", "Make Corrections", and "View FAFSA Submission Summary". The "Status Tracker" shows three completed steps: "FAFSA[®] Correction Started" (started on Jun 12, 2025), "FAFSA[®] Correction Submitted" (submitted on Jun 12, 2025), and "FAFSA[®] Correction Processed" (processed on Jun 12, 2025). A congratulatory message states: "Congratulations! Your FAFSA[®] form has been processed successfully! Select the FAFSA Submission Summary button to view your federal aid eligibility. We also recommend that you download a copy for your records." Below this is a green box with the text "Your FAFSA Submission Summary is ready!" and "Your FAFSA Submission Summary gives you information about your eligibility for federal student aid and lists your answers to the questions." A blue button labeled "FAFSA Submission Summary" is present. On the right, a "More Resources" section includes links for "Understand Financial Aid", "FAFSA Landing Page", "Information on Federal Pell Grant Program", "Information on Federal Work-Study (FWS) Program", and "How Aid Is Calculated".

Manage FAFSA® Contributors: Details (Continued)


Farther down the "Details" page, the student sees their invited contributor(s), selected school(s), and FAFSA® submission history. In this scenario, the student selects "Edit Contributor Information" within the "Actions" menu to resend an invitation to their parent.

Your Contributor(s)

Contributor(s)	Role	Invite Code	Status
 George Gutierrez	Parent	Code Used	✔ Section Complete

Selected Colleges

These are the colleges and career schools you have identified to receive your FAFSA form.

 1 of 20 Schools Selected




School Name	Address
Advanced Barber College & Hair Desi	Weslaco, TX

1 to 1 of 1

FAFSA® Submission History

[View Latest Submission](#)

Information about your most recent 2026–27 FAFSA form submission, including any corrections you've made, is displayed first.

Date Submitted	Submitted By	Submission Type	Submission Number	Actions
Jun 12, 2025	Kimberly Rivera	Correction	03	
Jun 12, 2025	George Gutierrez	Correction	02	
Jun 12, 2025	Kimberly Rivera	Initial	01	

1 to 3 of 3

Manage FAFSA® Contributors: Onboarding

When the student starts a 2026–27 FAFSA® correction, they are taken through the FAFSA correction onboarding process. A correction should only be submitted if critical information was missing, the form contains incorrect information, the student needs to update the selected school(s), and/or a financial aid administrator requested a correction.

The screenshot shows the FAFSA 2026-27 onboarding interface. At the top left is the logo 'FAFSA FORM 2026-27'. A blue banner across the top reads 'Correct Your FAFSA Form Before You Start'. Below this is a light blue box with the text: 'If you made a mistake reporting information on the FAFSA form, you'll need to make a correction. Be ready with your personal information and any documents you may need.' Underneath are three green arrows pointing to the following instructions: 'Only update fields that are incorrect.', 'Based on the corrections you make, your eligibility for federal student aid and/or the estimated aid amounts may change.', and 'After you submit your correction, your school may reach out to you for more information.' At the bottom, there is a 'Cancel' button on the left and an 'Edit Contributor Information' button on the right.

Manage FAFSA® Contributors: Remove Contributor

This page displays the invitation that was sent on the processed form. When the student selects "Remove Contributor" on their parent's invitation, a message displays informing the student that by choosing to remove their parent as a contributor, the parent sections on the FAFSA® form will be reset and a new invitation will be sent. The student confirms by selecting "Remove Contributor."

FAFSA® FORM 2026-27 Student Kimberly Rivera

[← Return to Previous Page](#)

Manage the Contributor

This is the individual you want to provide information on the FAFSA® form.
Removing your contributor will remove their information from the FAFSA form.

Parent

George Gutierrez

Invite Accepted

Remove Contributor

FAFSA® FORM 2026-27 Student Kimberly Rivera

[← Return to Previous Page](#)

Manage the Contributor

This is the individual you want to provide information on the FAFSA® form.
Removing your contributor will remove their information from the FAFSA form.

Remove George Gutierrez as a Contributor?

Removing a contributor will reset the contributor sections of the FAFSA form. This will require your contributor(s) to reenter their information.

[Go Back](#) [Remove Contributor](#)

Manage FAFSA® Contributors: Update Contributor Details

The student can provide an updated email address for their parent and send a new invitation. As a result, any information provided in the parent sections will be reset. The parent will have to accept the new invitation, provide consent and approval (if not previously provided), and provide their signature for the student's FAFSA® form to be processed successfully.

FAFSA® FORM 2026-27 Student Kimberly Rivera

[← Return to Previous Page](#)

Manage the Contributor

This is the individual you want to provide information on the FAFSA® form.
Removing your contributor will remove their information from the FAFSA form.

Parent

Invite a Parent Contributor

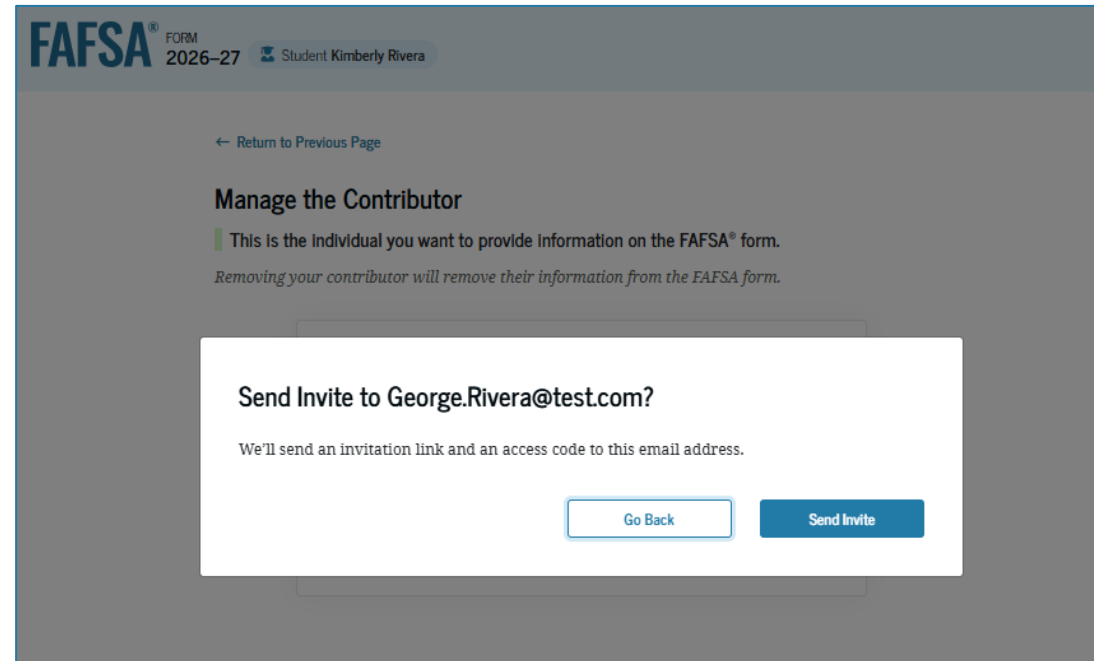
Email

George.Rivera@test.com

Send Invite

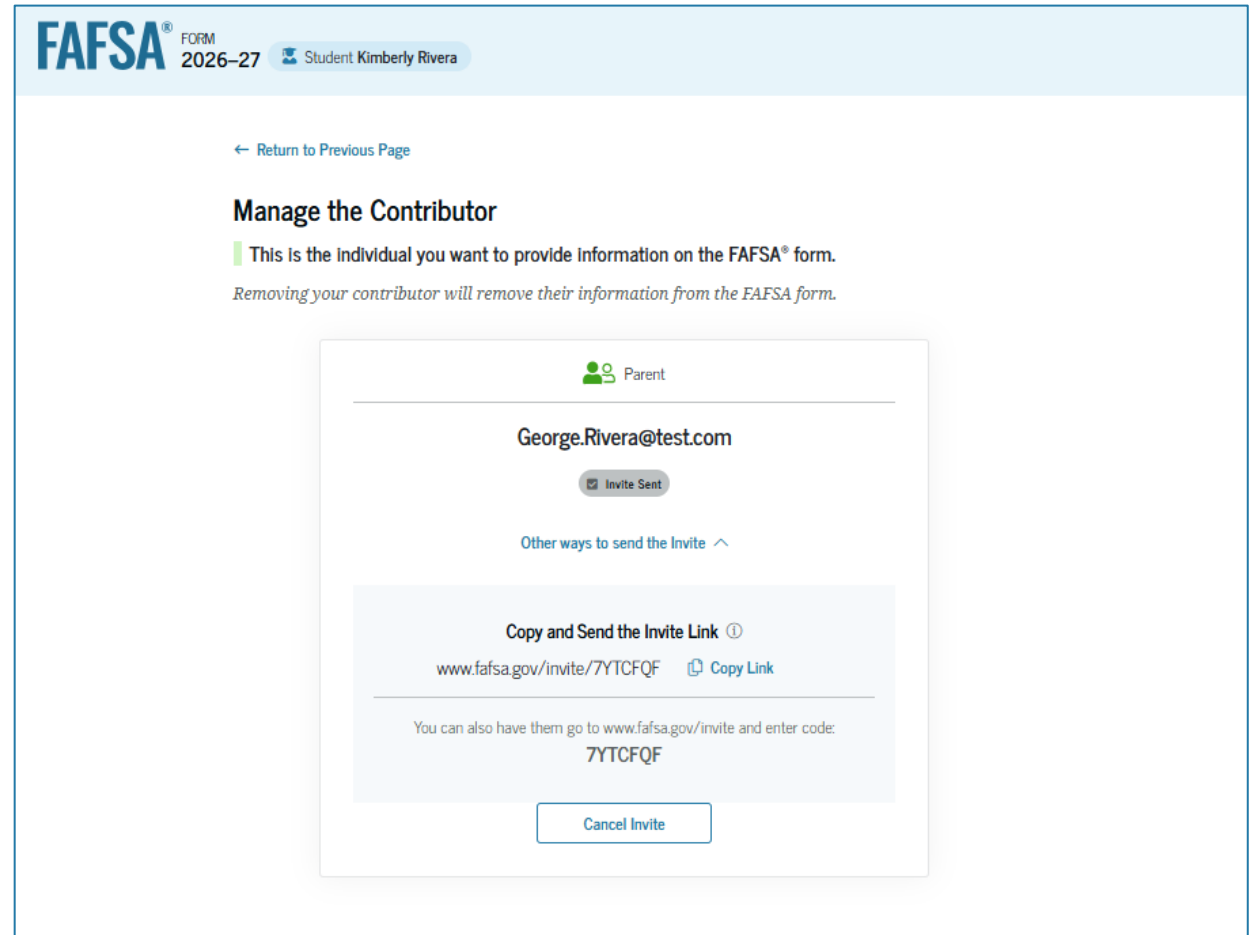
Manage FAFSA® Contributors: Update Contributor Details (Continued)

When the student selects "Send Invite," a message displays, asking the student to confirm their parent's email address. To confirm the updated information and send the new contributor invite, the student selects "Send Invite."



Manage FAFSA® Contributors: Invite Sent

This page informs the student that the invite to their parent has been sent. The parent will receive an email inviting them to enter the FAFSA® form to complete their required sections. The student is also provided an invite link and invite code on this page that can be shared directly with the parent.



FAFSA® FORM 2026-27 Student Kimberly Rivera

[← Return to Previous Page](#)

Manage the Contributor

This is the individual you want to provide information on the FAFSA® form.
Removing your contributor will remove their information from the FAFSA form.

Parent

George.Rivera@test.com

Invite Sent

[Other ways to send the Invite ^](#)

Copy and Send the Invite Link ⓘ

www.fafsa.gov/invite/7YTCFQF [Copy Link](#)

You can also have them go to www.fafsa.gov/invite and enter code:
7YTCFQF

[Cancel Invite](#)

Manage FAFSA® Contributors: Signature

On this page, the student acknowledges the terms and conditions of the FAFSA® form, digitally signs, and submits the correction.

FAFSA FORM 2026-27 Student Kimberly Rivera Save FAFSA Menu

Personal Circumstances Demographics Financials Colleges Contributor Invite **6** Signature

Sign and Complete Your Section

Summary

This page confirms that you understand the terms and conditions of the FAFSA® form and filled out the form accurately to the best of your ability.

The FAFSA form is a legal document you will electronically sign with your StudentAid.gov account username and password (FSA ID). Because your FSA ID is associated with your personal information, do not share it with anyone.

By signing this application electronically using your FSA ID, YOU, THE STUDENT, certify that you

- will use federal and/or state student aid only to pay the cost of attending an institution of higher education.
- are not in default on a federal student loan or have made satisfactory arrangements to repay it.
- do not owe money back on a federal student grant or have made satisfactory arrangements to repay it.
- will notify your school if you default on a federal student loan, and
- will not receive a Federal Pell Grant from more than one school for the same period of time.

By signing this application electronically using your StudentAid.gov account username and password, you certify that all of the information you provided is true and complete to the best of your knowledge and you agree, if asked, to provide

- information that will verify the accuracy of your completed form, and
- U.S. or foreign income tax forms that you filed or are required to file.

You also certify that you understand that the secretary of education has the authority to verify information reported on your application.

If you sign this application or any document related to the federal student aid programs electronically using a username and password and/or any other credential, you certify that you are the person identified by the username and password, and/or any other credential and have not disclosed that username and password, and/or any other credential to anyone else. If you purposefully give false or misleading information, including applying as an independent student without meeting the unusual circumstances required to qualify for such a status, you may be subject to criminal penalties under 20 U.S.C. 1097, which may include a fine up to \$20,000, imprisonment, or both.

Additionally, by signing this application electronically using your FSA ID, you authorize the U.S. Department of Education to disclose all information provided on this application, as required under Section 483(a)(2)(D)(i) of the *Higher Education Act of 1965*, as amended, to the institutions you have identified herein, state higher education agencies (in your state of residence and the states in which the institutions identified herein are located), and designated scholarship organizations to assist with the application, award, and administration of federal, state, or institutional financial aid programs and designated scholarship programs. Notwithstanding this authorization, the name of an institution that you select to authorize such disclosure shall not be shared with any other institution.

You must sign your FAFSA® form now and then your contributor can submit your form when complete.

I, Kimberly Rivera, agree to the terms outlined above.

Previous Sign

Manage FAFSA® Contributors: Confirmation

After signing their FAFSA® form, the student has submitted the correction and is presented with the confirmation page. This page displays information for the student about next steps, including tracking their FAFSA form and corrections. The student is informed that the form is not complete because the parent needs to resolve one or more errors in the contributor section(s) and sign their section of the form.

FAFSA® FORM 2026-27 Student Kimberly Rivera

Student Section 2 Parent Section

Pending Submission
Check With Your Contributor

Kimberly Rivera

Contributor Action Still Needed
You submitted the student sections, but your FAFSA® form is not complete. Your contributor needs to resolve the error(s) in the contributor section(s) and provide their signature. Once this is done, your form can be submitted for processing.

Track and Manage Your FAFSA® Form
Review, track, and manage your application in "My Activity." There you can follow any updates your contributors make to your form.

Visit My Activity